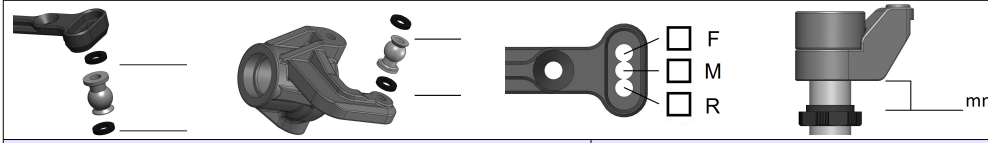


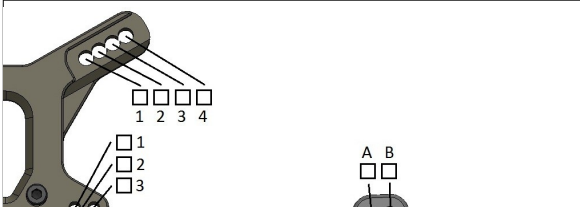
SETUP SHEET

Name:	Date:	Event:
Track Conditions:	Outdoor Open Loose/Loamy Dusty High Bite	Low Bite Rough
Indoor Tight Smooth Hard Packed Wet Dry Med Bite		Blue Groove

BUMPSTEER/ACKERMANN/SERVO SAVER SHOCKS

 <div style="display: flex; justify-content: space-around; margin-top: 10px;"> <div style="text-align: center;"> <input type="checkbox"/> F <input type="checkbox"/> M <input type="checkbox"/> R </div> <div style="text-align: center;"> <input type="checkbox"/> mm </div> </div>	<table border="1" style="width: 100%; border-collapse: collapse;"> <tr> <th style="width: 20%;"></th> <th style="width: 20%;">Front</th> <th style="width: 20%;">Rear</th> </tr> <tr> <td>Piston</td> <td></td> <td></td> </tr> <tr> <td>Oil</td> <td></td> <td></td> </tr> <tr> <td>Bladder</td> <td></td> <td></td> </tr> <tr> <td>Spring</td> <td></td> <td></td> </tr> <tr> <td>Length/ Droop</td> <td></td> <td></td> </tr> </table>		Front	Rear	Piston			Oil			Bladder			Spring			Length/ Droop		
	Front	Rear																	
Piston																			
Oil																			
Bladder																			
Spring																			
Length/ Droop																			

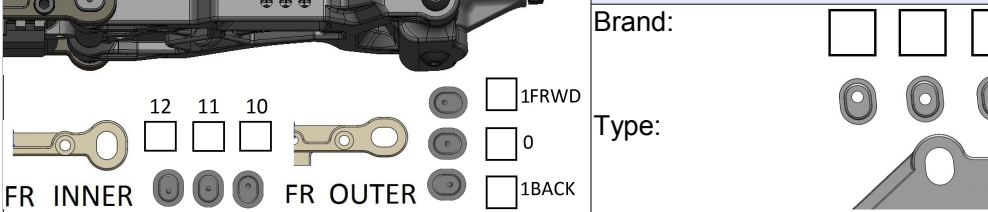
FRONT SUSPENSION

	<table border="1" style="width: 100%; border-collapse: collapse;"> <tr> <th style="width: 20%;"></th> <th style="width: 20%;">Front</th> <th style="width: 20%;">Rear</th> </tr> <tr> <td>Ride Height</td> <td></td> <td></td> </tr> <tr> <td>Camber</td> <td></td> <td></td> </tr> <tr> <td>Toe</td> <td></td> <td></td> </tr> <tr> <td>Sway Bar</td> <td></td> <td></td> </tr> </table>		Front	Rear	Ride Height			Camber			Toe			Sway Bar		
	Front	Rear														
Ride Height																
Camber																
Toe																
Sway Bar																


TIRES

	Front	Rear
Brand		

WING

	<table border="1" style="width: 100%; border-collapse: collapse;"> <tr> <td style="width: 20%;">Brand:</td> <td style="width: 20%;"><input type="checkbox"/></td> <td style="width: 20%;"><input type="checkbox"/></td> <td style="width: 20%;"><input type="checkbox"/></td> </tr> <tr> <td>Type:</td> <td><input type="checkbox"/></td> <td><input type="checkbox"/></td> <td><input type="checkbox"/></td> </tr> </table>	Brand:	<input type="checkbox"/>	<input type="checkbox"/>	<input type="checkbox"/>	Type:	<input type="checkbox"/>	<input type="checkbox"/>	<input type="checkbox"/>
Brand:	<input type="checkbox"/>	<input type="checkbox"/>	<input type="checkbox"/>						
Type:	<input type="checkbox"/>	<input type="checkbox"/>	<input type="checkbox"/>						

REAR BRACES

	<p style="text-align: center;"> <input type="checkbox"/> Front <input type="checkbox"/> Middle <input type="checkbox"/> Rear (Front is always recommended) </p>
--	--

WHEELBASE DIFFS

	Front	Center	Rear
			

ELECTRONICS

ESC:	
Battery:	
Servo(s):	
Radio:	
Motor:	

DRIVETRAIN

Gear Ratio: _____ / _____	Spur: <input type="checkbox"/> Metal <input type="checkbox"/> Plastic
<input type="checkbox"/> Pinion <input type="checkbox"/> Long Shank <input type="checkbox"/> Traktion <input type="checkbox"/> Clutch	Shoes:
<input type="checkbox"/> Mech. Brake <input type="checkbox"/> Motor Brake	Springs:
Radio Notes:	

NOTES: